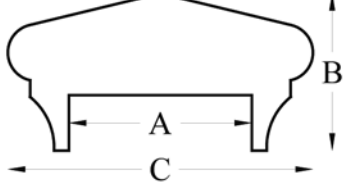



## WALL CAPS

LENGTH OF EACH SEGMENT IS 86"  
SIZES SHOWN MAY HAVE A VARIANCE OF  
UP TO +/- 1/4" DEPENDING ON  
COATING/FINISHING TYPE

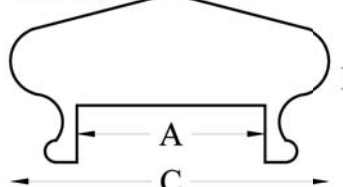
WCI-101



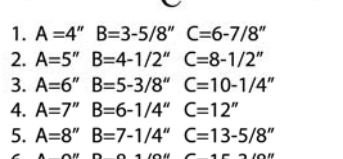
1. A=4" B=3-1/2" C=6-5/8"
2. A=5" B=4-1/4" C=8-3/8"
3. A=6" B=5-1/8" C=10-0"
4. A=7" B=6-0" C=11-5/8"
5. A=8" B=6-7/8" C=13-3/8"
6. A=9" B=7-3/4" C=15-0"
7. A=10" B=8-5/8" C=16-5/8"



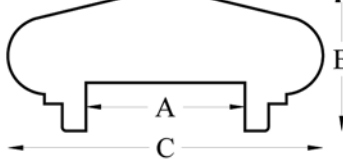
WCI-102



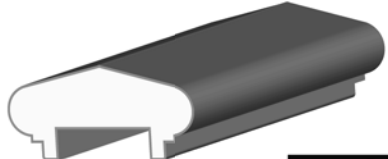
1. A=4" B=3-5/8" C=6-7/8"
2. A=5" B=4-1/2" C=8-1/2"
3. A=6" B=5-3/8" C=10-1/4"
4. A=7" B=6-1/4" C=12"
5. A=8" B=7-1/4" C=13-5/8"
6. A=9" B=8-1/8" C=15-3/8"
7. A=10" B=9-0" C=17-0"



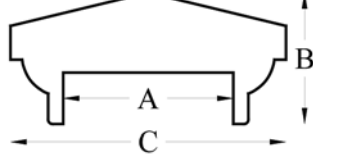
WCI-103



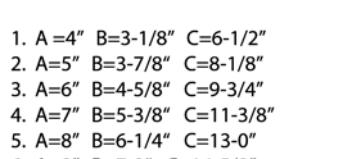
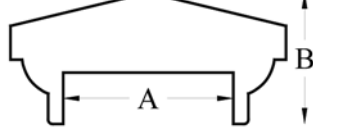
1. A=4" B=3-5/8" C=7-7/8"
2. A=5" B=4-1/2" C=9-7/8"
3. A=6" B=5-3/8" C=11-7/8"
4. A=7" B=6-3/8" C=13-7/8"
5. A=8" B=7-1/4" C=15-7/8"
6. A=9" B=8-1/8" C=17-7/8"
7. A=10" B=9-0" C=19-3/4"



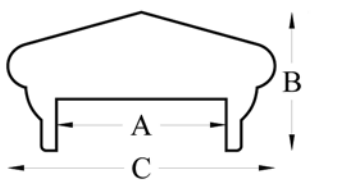
WCI-104




1. A=4" B=3-1/8" C=6-1/2"
2. A=5" B=3-7/8" C=8-1/8"
3. A=6" B=4-5/8" C=9-3/4"
4. A=7" B=5-3/8" C=11-3/8"
5. A=8" B=6-1/4" C=13-0"
6. A=9" B=7-0" C=14-5/8"
7. A=10" B=7-3/4" C=16-1/4"



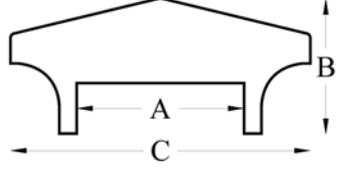
WCI-105



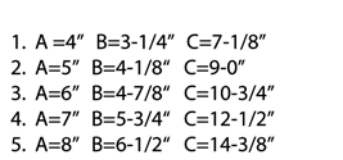
1. A=4" B=3-1/4" C=6-1/4"
2. A=5" B=4-1/8" C=7-7/8"
3. A=6" B=4-7/8" C=9-1/2"
4. A=7" B=5-3/4" C=11-0"
5. A=8" B=6-1/2" C=12-5/8"
6. A=9" B=7-3/8" C=14-1/8"
7. A=10" B=8-1/8" C=15-3/4"



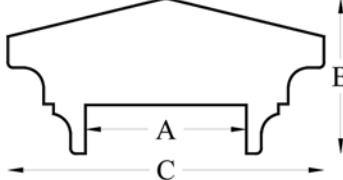
WCI-106



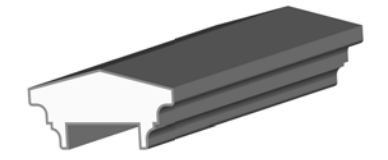
1. A=4" B=3-1/4" C=7-1/8"
2. A=5" B=4-1/8" C=9-0"
3. A=6" B=4-7/8" C=10-3/4"
4. A=7" B=5-3/4" C=12-1/2"
5. A=8" B=6-1/2" C=14-3/8"
6. A=9" B=7-3/8" C=16-1/8"
7. A=10" B=8-1/8" C=17-7/8"



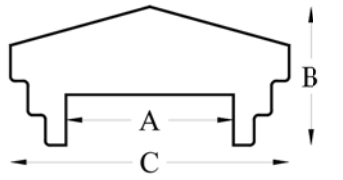
WCI-107



1. A=6" B=5-7/8" C=11-3/4"
2. A=7" B=6-3/4" C=13-3/4"
3. A=8" B=7-3/4" C=15-3/4"
4. A=9" B=8-3/4" C=17-5/8"
5. A=10" B=9-3/4" C=19-5/8"



WCI-108



1. A=4" B=3-3/8" C=6-5/8"
2. A=5" B=4-1/8" C=8-3/8"
3. A=6" B=5-0" C=10-0"
4. A=7" B=5-7/8" C=11-5/8"
5. A=8" B=6-5/8" C=13-1/4"
6. A=9" B=7-1/2" C=15-0"
7. A=10" B=8-3/8" C=16-5/8"

