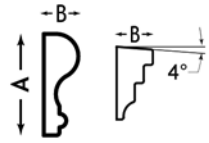



LENGTH OF EACH SEGMENT IS 86"
SIZES SHOWN MAY HAVE A VARIANCE OF
UP TO 1/4" DEPENDING ON COATING/
FINISHING TYPE.

Note: For sizes of "B" over 2" flat side
may be manufactured with approximately 4° drainage slope
in case piece is installed horizontally. See detail.



TIN-101



SIZE OPTIONS:

1. A=4" B=1-3/4"
2. A=5" B=2-1/8"
3. A=6" B=2-1/2"
4. A=7" B=3-0"
5. A=8" B=3-3/8"
6. A=9" B=3-7/8"
7. A=10" B=4-1/4"

TIN-102



SIZE OPTIONS:

1. A=4" B=1-3/4"
2. A=5" B=2-1/8"
3. A=6" B=2-1/2"
4. A=7" B=3-0"
5. A=8" B=3-3/8"
6. A=9" B=3-7/8"
7. A=10" B=4-1/4"


TIN-103



SIZE OPTIONS:

1. A=4" B=1-3/4"
2. A=5" B=2-1/8"
3. A=6" B=2-1/2"
4. A=7" B=3-0"
5. A=8" B=3-3/8"
6. A=9" B=3-7/8"
7. A=10" B=4-1/4"

TIN-104



SIZE OPTIONS:

1. A=4" B=1-5/8"
2. A=5" B=2-0"
3. A=6" B=2-3/8"
4. A=7" B=2-3/4"
5. A=8" B=3-1/4"
6. A=9" B=3-5/8"
7. A=10" B=4-0"


TIN-105



SIZE OPTIONS:

1. A=4" B=1-3/4"
2. A=5" B=2-1/8"
3. A=6" B=2-1/2"
4. A=7" B=3-0"
5. A=8" B=3-3/8"
6. A=9" B=3-7/8"
7. A=10" B=4-1/4"

TIN-106



SIZE OPTIONS:

1. A=4" B=2-0"
2. A=5" B=2-1/2"
3. A=6" B=3-0"
4. A=7" B=3-1/2"
5. A=8" B=4-0"
6. A=9" B=4-1/2"
7. A=10" B=5-0"

TIN-107



SIZE OPTIONS:

1. A=4" B=1-1/4"
2. A=5" B=1-5/8"
3. A=6" B=1-7/8"
4. A=7" B=2-1/4"
5. A=8" B=2-1/2"
6. A=9" B=2-7/8"
7. A=10" B=3-1/8"

TIN-108



SIZE OPTIONS:

1. A=4" B=1-1/4"
2. A=5" B=1-5/8"
3. A=6" B=1-7/8"
4. A=7" B=2-1/4"
5. A=8" B=2-5/8"
6. A=9" B=2-7/8"
7. A=10" B=3-1/4"

TIN-109



SIZE OPTIONS:

1. A=4" B=1-1/4"
2. A=5" B=1-1/2"
3. A=6" B=1-7/8"
4. A=7" B=2-1/8"
5. A=8" B=2-1/2"
6. A=9" B=2-3/4"
7. A=10" B=3-1/8"

TIN-110



SIZE OPTIONS:

1. A=4" B=1-3/4"
2. A=5" B=2-1/4"
3. A=6" B=2-5/8"
4. A=7" B=3-1/8"
5. A=8" B=3-5/8"
6. A=9" B=4-0"
7. A=10" B=4-1/2"

TIN-111



SIZE OPTIONS:

1. A=4" B=1-3/8"
2. A=5" B=1-3/4"
3. A=6" B=2-0"
4. A=7" B=2-3/8"
5. A=8" B=2-3/4"
6. A=9" B=3-1/8"
7. A=10" B=3-3/8"

TIN-112



SIZE OPTIONS:

1. A=4" B=1-1/2"
2. A=5" B=1-7/8"
3. A=6" B=2-1/4"
4. A=7" B=2-5/8"
5. A=8" B=3-0"
6. A=9" B=3-3/8"
7. A=10" B=3-3/4"

TIN-113



SIZE OPTIONS:

1. A=4" B=1-3/8"
2. A=5" B=1-3/4"
3. A=6" B=2-0"
4. A=7" B=2-3/8"
5. A=8" B=2-3/4"
6. A=9" B=3-1/8"
7. A=10" B=3-3/8"

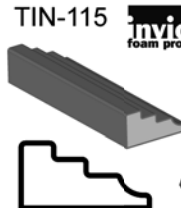
TIN-114



SIZE OPTIONS:

1. A=4" B=1-3/8"
2. A=5" B=1-5/8"
3. A=6" B=2-0"
4. A=7" B=2-3/8"
5. A=8" B=2-5/8"
6. A=9" B=3-0"
7. A=10" B=3-3/8"

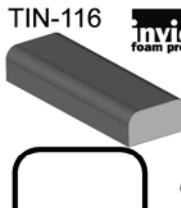
TIN-115



SIZE OPTIONS:

1. A=4" B=2-0"
2. A=5" B=2-1/2"
3. A=6" B=3-0"
4. A=7" B=3-1/2"
5. A=8" B=4-0"
6. A=9" B=4-1/2"
7. A=10" B=5-0"

TIN-116



SIZE OPTIONS:

1. A=4" B=2-0"
2. A=5" B=2-1/2"
3. A=6" B=3-0"
4. A=7" B=3-1/2"
5. A=8" B=4-0"
6. A=9" B=4-1/2"
7. A=10" B=5-0"

TIN-117



SIZE OPTIONS:

1. A=4" B=2-0"
2. A=5" B=2-1/2"
3. A=6" B=3-0"
4. A=7" B=3-1/2"
5. A=8" B=4-0"
6. A=9" B=4-1/2"
7. A=10" B=5-0"

TIN-118



SIZE OPTIONS:

1. A=4" B=1-1/4"
2. A=5" B=1-1/2"
3. A=6" B=1-7/8"
4. A=7" B=2-1/8"
5. A=8" B=2-1/2"
6. A=9" B=2-3/4"
7. A=10" B=3-1/8"

TIN-119



SIZE OPTIONS:

1. A=4" B=2-0"
2. A=5" B=2-1/2"
3. A=6" B=3-0"
4. A=7" B=3-1/2"
5. A=8" B=4-0"
6. A=9" B=4-1/2"
7. A=10" B=5-0"

TIN-120



SIZE OPTIONS:

1. A=4" B=1-1/4"
2. A=5" B=1-5/8"
3. A=6" B=1-7/8"
4. A=7" B=2-1/4"
5. A=8" B=2-1/2"
6. A=9" B=2-7/8"
7. A=10" B=3-1/8"

TIN-121



SIZE OPTIONS:

1. A=4" B=1-3/8"
2. A=5" B=1-5/8"
3. A=6" B=2-0"
4. A=7" B=2-3/8"
5. A=8" B=2-5/8"
6. A=9" B=3-0"
7. A=10" B=3-3/8"